



GS1 US Data Hub® | Company View/Use User Guide

October 9th, 2023

Table of Contents

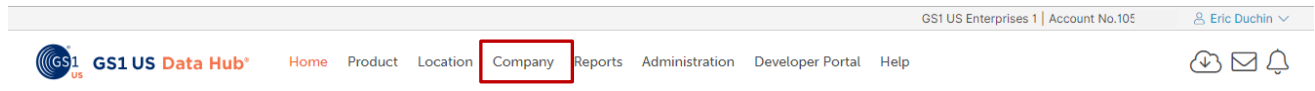
Overview of the Company Menu	3
Search by Company	4
Search by GS1 Company Prefix	5
Search by GTIN	6
Search by GLN	7
Company Download	8

Overview of the Company Menu

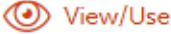

GS1 US Data Hub[®] | Company is an intuitive, secure online tool that provides *source-based* (not crowd-sourced), validated data on GS1 Company Prefix ownership that is accessible in a scalable way.

With your base Company View/Use subscription, you can perform an online search under **Company View/Use** to search by Company Name, GS1 or UPC Company Prefix, GTIN or GLN.

In addition, the **Export Add on** subscription supports the ability to download search results executed through the user interface. The **Download Search** function enables you to download several GS1 Company Prefix lists.

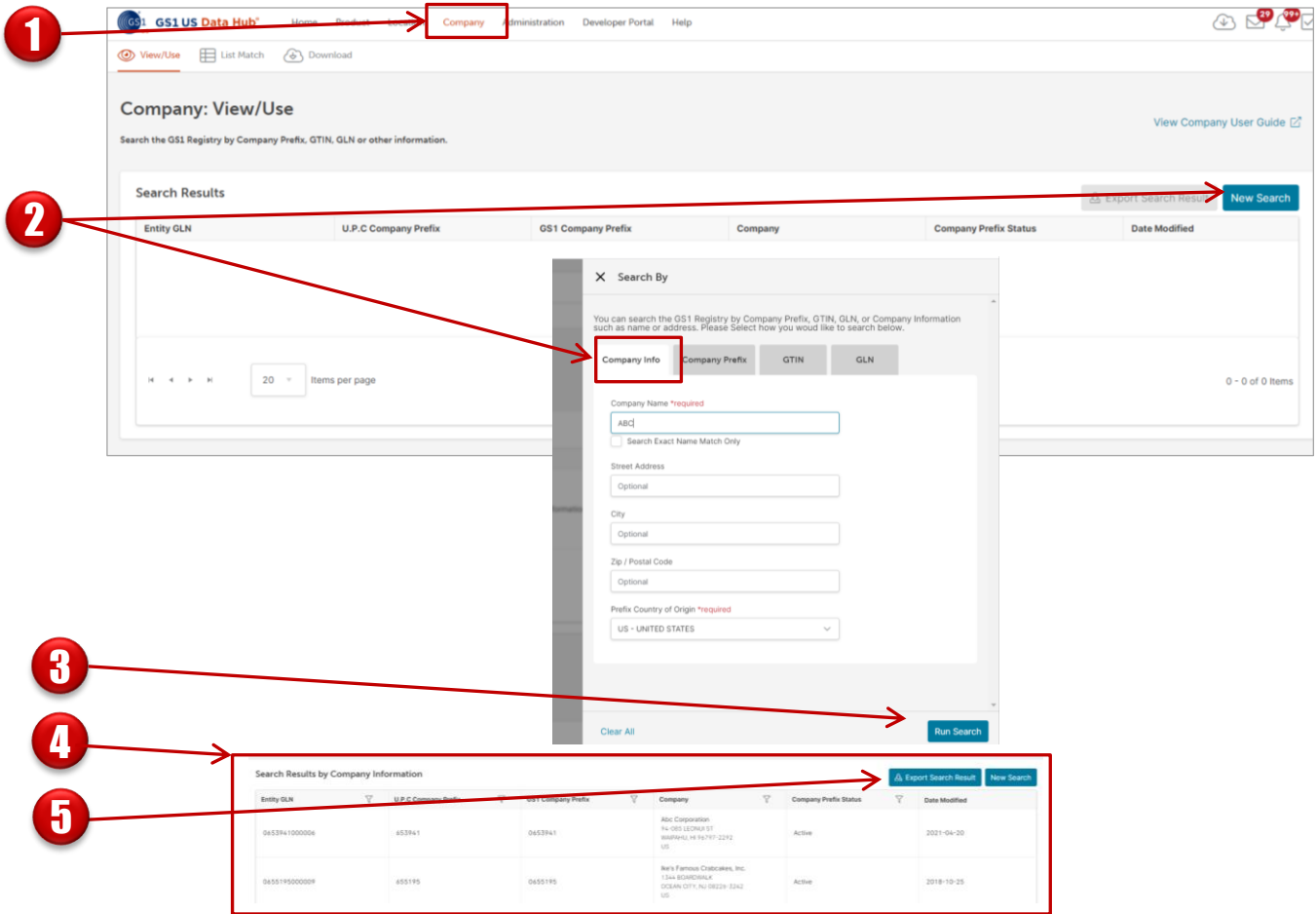


Example: Navigation to GS1 US Data Hub | Company

Submenu	Description
<p>View Use Search</p>  <p>View/Use</p>	<p>Search for companies by Company Name, GS1 Company Prefix, GTIN or GLN.</p>
<p>Download Search</p>  <p>Download</p>	<p>Download any of the following lists of GS1 Company Prefixes licensed through GS1 US.</p> <ol style="list-style-type: none">1) Complete US Prefix List Active and Inactive- A complete list of company prefixes that have been assigned by GS1 US to date2) Complete US Prefix List Active Only- List of all active GS1 US Company prefixes as of the date created3) Monthly Prefix Changes- List of all prefixes that were modified by GS1 US during the month4) List of all GS1 US GTIN Licensees5) List of all GS1 US GLN Licensees <p>Note: Export Add on subscription is required</p>

Search By Company

Use the Search by Company name to verify GS1 US membership. Enter one or more parameters such as: Company Name, Street Address, City, Zip Postal Code, or Prefix Origin to initiate your search as follows:



- 1 Click **Company** from the navigation menu. The **View/Use** search displays.
- 2 Click the **New Search** button. The **Company** tab displays. Type in the company name. You can enter as little as three characters, and these characters can be located anywhere within the Company Name. Or you can type the full name and check the **Search Exact Name Match Only** box.
- 3 Click **Run Search**.
- 4 Any companies and their GS1 Company Prefixes that match your search criteria will display.
- 5 If you licensed the Export Add on subscription, click **Export Search Results** to download these results in an Excel spreadsheet.



Search By Company

Use the Search by Prefix to verify GS1 US membership. Enter the GS1 or UPC Company Prefix to initiate your search:

The screenshot shows the GS1 US Data Hub interface. A red circle with the number 1 points to the 'Company > View/Use' menu item. A red circle with the number 2 points to the 'New Search' button. A red circle with the number 3 points to the 'Company Prefix' tab. A red circle with the number 4 points to the 'Run Search' button. A red circle with the number 5 points to the search results table. A 'START' button is located at the bottom left of the screenshot area.

Entity GLN	U.P.C Company Prefix	GS1 Company Prefix	Company	Company Prefix Status	Date Modified
0614141000005	895123001	0895123001	GS1 US, INC. 2987 WASHINGTON VILLAGE DR STE 300 DAYTON, OH 45429-2188 US	Active	2018-10-25

- 1 Click **Company > View Use**.
- 2 Click the **New Search** button. Click the **Company Prefix** tab.
- 3 Type in the company's **Company Prefix**. You can enter either the GS1 Company Prefix (which starts with a zero) or the UPC Company Prefix.
- 4 Click **Run Search**.
- 5 The Search Results will display the matching prefix number and information about the company that licensed that prefix.



Note: Company Prefix Status is only returned for Prefixes licensed by GS1 US.

Search by GTIN

Use the Search by GTIN (Global Trade Item Number) to identify the company who licensed the prefix to create the GTIN. Enter the GTIN to initiate your search:

The screenshot shows the 'Company: View/Use' page on the GS1 US Data Hub. The search results table is as follows:

Entity GLN	U.P.C Company Prefix	GS1 Company Prefix	Company	Company Prefix Status	Date Modified
081414100009	81414100	081414100	GS1 US Enterprises 1 500 W Main St Elizabeth, NJ 07208 US	Active	2020-11-02



- 1 Click **Company** > **View Use**.
- 2 Click the **New Search** button. Click the **GTIN** tab.
- 3 Type in the company's **GTIN number** you want to search for.
- 4 Click **Run Search**.
- 5 The Search Results will display the company associated with that GTIN and information about the GS1 Company prefix used to generate that GTIN.



Note: GTINs are found on products sold at a store or on-line and on cases and pallets in a distribution or warehouse environment. They can be 8, 12, 13, or 14 digits in length.

Search by GLN

Use the Search by GLN to view the owner of the 13-digit number, which identifies physical locations such as stores, manufacturing centers, warehouses, corporate headquarters, etc. Enter the GLN to initiate your search:

The screenshot shows the 'Company: View/Use' page with a search modal open. The modal has tabs for 'Company Info', 'Company Prefix', 'GTIN', and 'GLN'. The 'GLN' tab is selected, and the input field contains '0870000368518'. The 'Run Search' button is at the bottom right of the modal. Below the modal, the search results page is shown with a table of results.

Entity GLN	U.P.C Company Prefix	GS1 Company Prefix	Company	Company Prefix Status	Date Modified
0870000360004	87000036	087000036	Atlanta Healthcare 8175 Winters Lane Mason, OH 45040 US	Active	2023-06-20

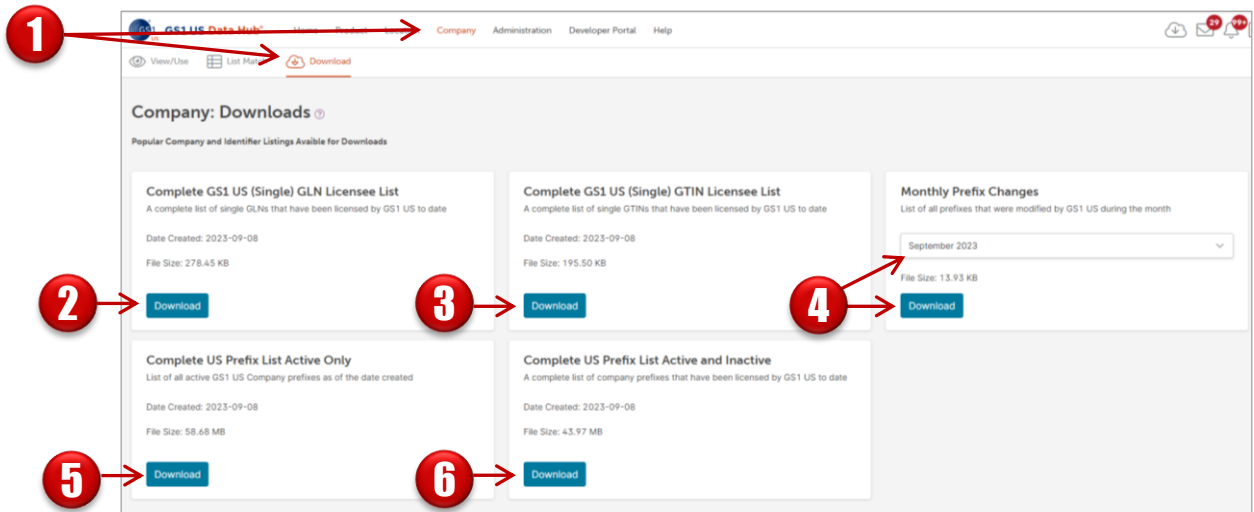


- 1 Click **Company > View Use**.
- 2 Click the **New Search** button. Click the **GLN** tab.
- 3 Type in the company's **GLN number** you want to search for.
- 4 Click **Run Search**.
- 5 The Search Results page will display the company associated with that GLN and information about the GS1 Company prefix used to generate that GLN.



Company Download

Use the Export Add on function in your Company View/Use subscription to identify GS1 Company Prefixes that are active or inactive.



- 1 Click the **Company** link, then **Download**.
- 2 To retrieve the **Complete GS1 US (Single) GLN Licensee List** file of a complete list of single GLNs that have been licensed by GS1 US to date, click **Download**. These GLNs are not Company Prefix-based and only identify a single GLN.
- 3 To retrieve the **Complete GS1 US (Single) GTIN Licensee List** file of single GTINs that have been licensed by GS1 US to date, click **Download**. These GTINs are not Company Prefix-based and only identify a single product.
- 4 To retrieve the **Monthly Prefix Changes** file of all prefixes that were modified by GS1 US during a specific month, select the month from the drop-down menu, then click **Download**.
- 5 To retrieve a **Complete US Prefix List Active Only** file of all active GS1 US Company prefixes as of the date created, click **Download**.
- 6 To retrieve the **Complete US Prefix List Active and Inactive** file of company prefixes that have been licensed by GS1 US to date, click **Download**.



NOTE: Download experience vary by web browser. In addition, be aware of the file sizes as they may be very large and take some time to download.